



BIGTINCAN HUB

**Quick Start Guide – Commercial & Infrastructure Flow
Technologies Distributors**



GETTING STARTED

Agenda

1. What is Bigtincan Hub?

- Who has access?
- How do I access it?

2. Navigating the Mobile App

3. Navigating the Web App

4. General Questions and FAQs

What is Bigtincan Hub?

Bigtincan Hub is a free sales enablement tool that strives for easy navigation and personalization when searching for product information and collateral.

Who has access to Bigtincan Hub?

- Distributors who support the following Pentair brands:

Aurora Edwards, Aurora Layne Verti-Line, Fairbanks Nijhuis, Hydromatic, Myers Apex, Myers

Information at Your Fingertips

- View the most up-to-date information from Pentair
- Receive notifications for new product updates
- Share product sheets with the click of a button

Personalize Your Account to Save Time

- Bookmark popular or frequent products for easy reference
- Like and subscribe to products for updates

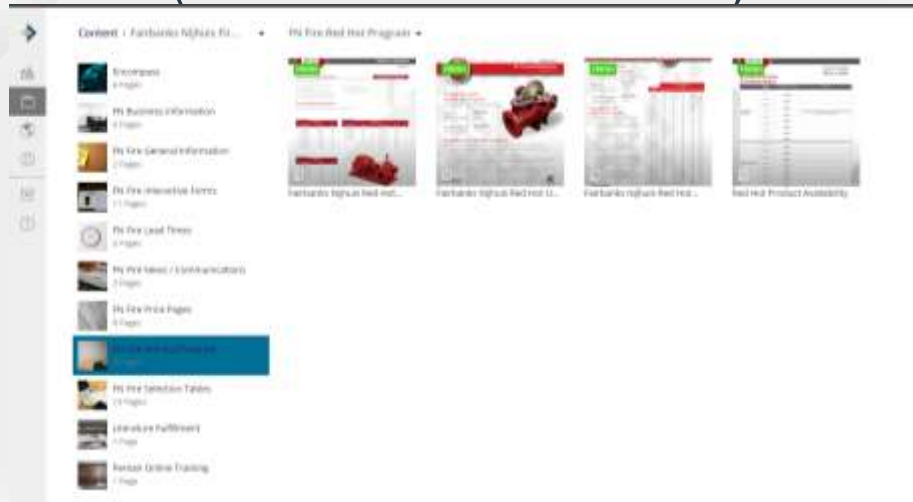


How do I access BigTinCan Hub?

Web Version

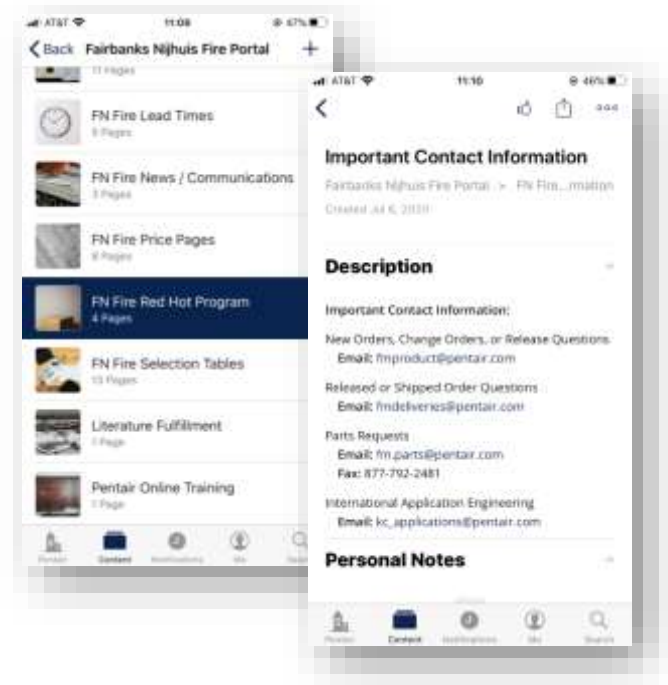
www.app.bigtincan.com

(Most modern browsers)



Mobile Version

Search “BigTinCan Hub” on the app stores
(iOS and Android)





BIGTINCAN HUB: NAVIGATING THE WEB VERSION

Getting Started: Login

STEP 01

Search
<https://app.bigtincan.com/> on
Internet Explorer or Google
Chrome browser


STEP 02

Login with your email and
password you have been provided
with

A screenshot of the Bigtincan Hub login page. At the top is the Bigtincan Hub logo, consisting of an orange circle with a white 'O' inside, followed by the text 'Bigtincan Hub™'. Below the logo is the tagline 'One platform & one experience for mobile content enablement.' There are two input fields: 'Email' and 'Password'. Below these is a grey 'Sign In' button. At the bottom, there is a checkbox labeled 'Remember me' and a link that says 'Forgot your password?' in red text.

Access on Web or App

Navigating the Web Version – Key Icons



Home Page: Pentair Water

Find: featured content, links, top pages, latest pages

Content

Browse: Company folders, product categories, product pages

Notifications

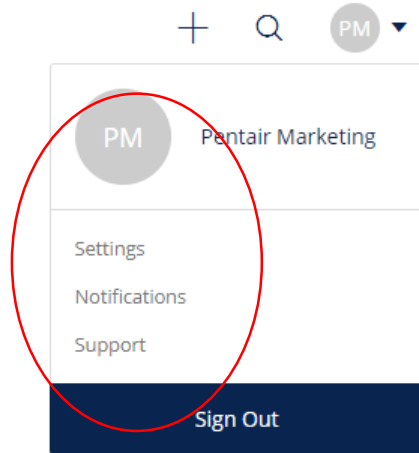
View: Notifications for your profile – saved assets, saved pages

More

Find: **Search**, Your Profile, Bookmarks, Notes, **Hubshares**, Account Settings

Clear Navigation for Product Information

Account Settings



Settings

Here you can set social data sharing, connect devices, change your password, and create a signature for HubShares

Notifications

Here you can set email and push notifications for general updates, page content, profile activities. You can also manage your subscriptions to pages and literature

Support

Click “Support” to navigate to the “Contact Support” tab. Here you can submit any comments or questions you may have that you need answered

Personalize Your Settings



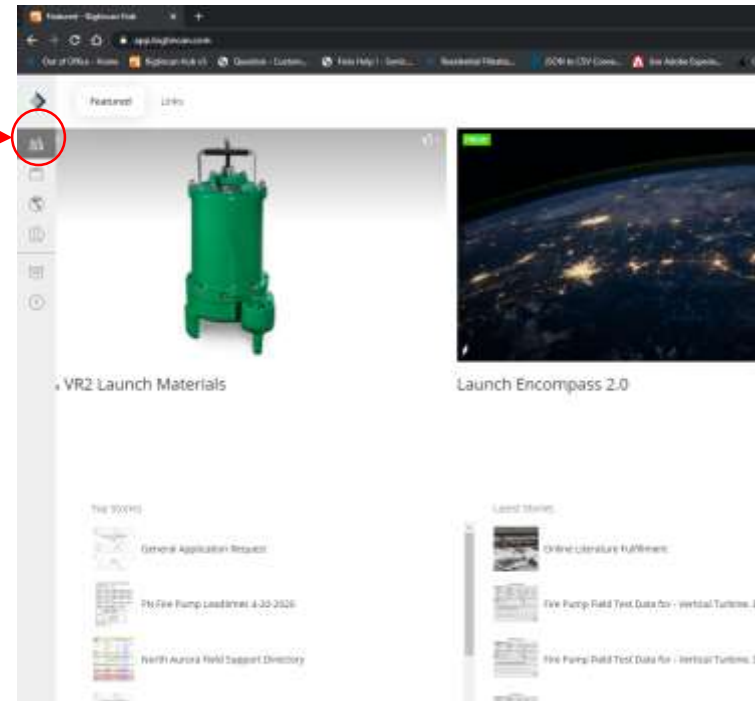
Home Page: Pentair

The Pentair tab serves as a Home Page for Bigtincan Hub

- Located in top left corner of any page

Here, you can find:

- Featured Pages
- Top Pages
- Latest Pages
- Links to other Pentair Systems



Featured Product Information & Highlights

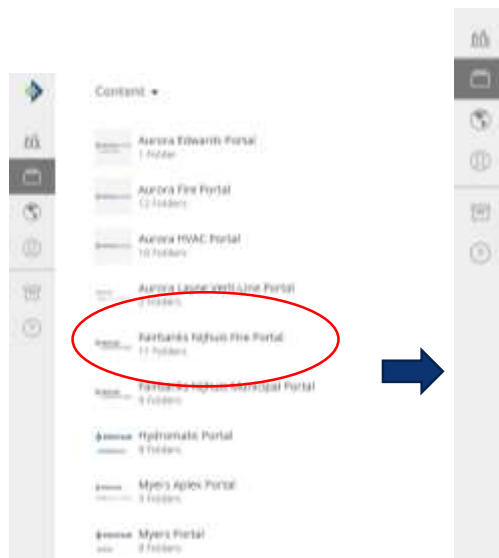


Content Tab: How to navigate



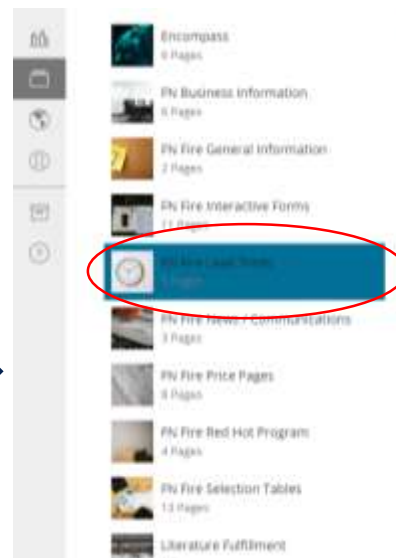
STEP 01

Click the “Content” icon in the left column




STEP 02

Select the portal content you'd like to access. If you sell/carry multiple brands, you will have access to multiple portals



STEP 03

Next, click on the category within the brand



STEP 04

Browse and click on the desired product page



Content Tab: Viewing Pages

Select this button to download the file to your computer

Select this button to open up additional options – sharing and file details

Select this button to bookmark the page to your profile

Close [icon] [icon]

FB Fire Pump Leadtimes 4-20-2020

PENTAIR FAIRBANKS NIJHUIS™

Quick Ship and Direct Schedule Fire Pump Packages
Manufactured at North Aurora Facility

Quick Ship and Direct Schedule Fire Pump Packages are standard configurations of the most popular fire pump models with associated drivers and other package components. These standard configurations are available for shipment in 6 weeks (7 weeks for shipments outside U.S.); some are available for quick ship through the Red Hot program.

Standard Fire Pump Configurations include the following:

T-Frame Motors for Split Case and End Suction Fire Pumps

60 Hz

Manufacturer	Voltage	Speed	Horsepower Range	Enclosure
Weg	230/460	1800 RPM	20-150	ODP
USEM	480	1800 RPM	200-250	ODP
Weg	230/460	3600 RPM	20-75	ODP
USEM	230/460	3600 RPM	100-250	ODP

50 Hz

Manufacturer	Voltage	Speed	Horsepower Range	Enclosure
Weg	380	3000 RPM	40-75	ODP
USEM	380	3000 RPM	30-350	ODP
USEM	415	3000 RPM	75-200	ODP
USEM	415	3000 RPM	75-200	TEFC

60 Hz Motors for Vertical Inline Pumps (JP Frame)

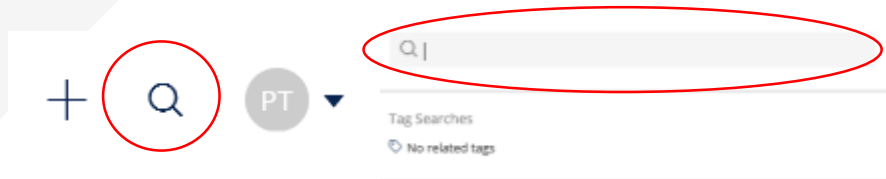
Manufacturer	Voltage	Speed	Horsepower Range	Enclosure
Weg	230/460	1800 RPM	10-50	ODP
Weg	230/460	3600 RPM	10-50	ODP

Page 1 of 4 [icon] [icon] [icon] [icon] [icon] [icon]

Controllers

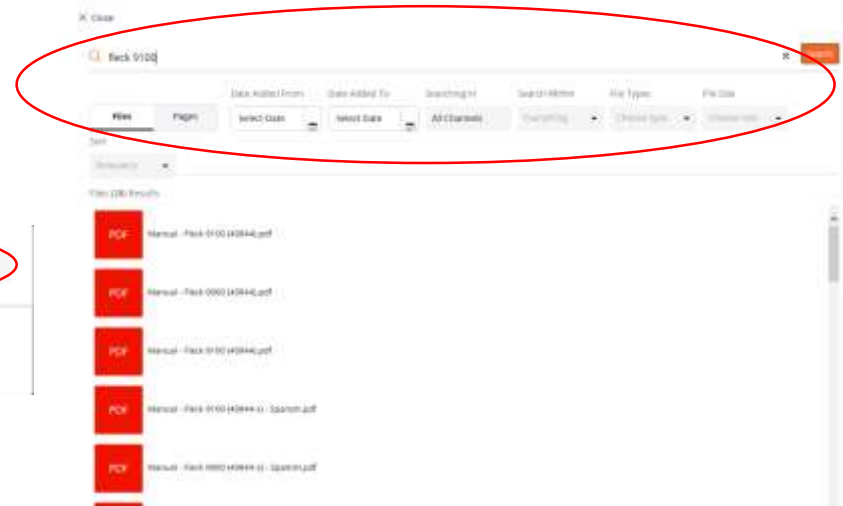
Manufacturer	Starting Methods	Notes
Trombador	Across-the-Line Star-Wheel	Solid State Motor Protection Transfer Switch Available
	Star-Wheel	

How to search



STEP 01

Click on the magnifying glass in the top right corner to begin your search



STEP 02

Type your phrase into the search bar and hit enter. Please ignore the “Tag Searches” feature

STEP 03

Your results will include all **pages** and **files** that include your search entry

STEP 04

Optional: Filter your results by selecting to view “Pages” or “Files” including your phrase.

Additional filters include: dates, specified channels, file types, and file size

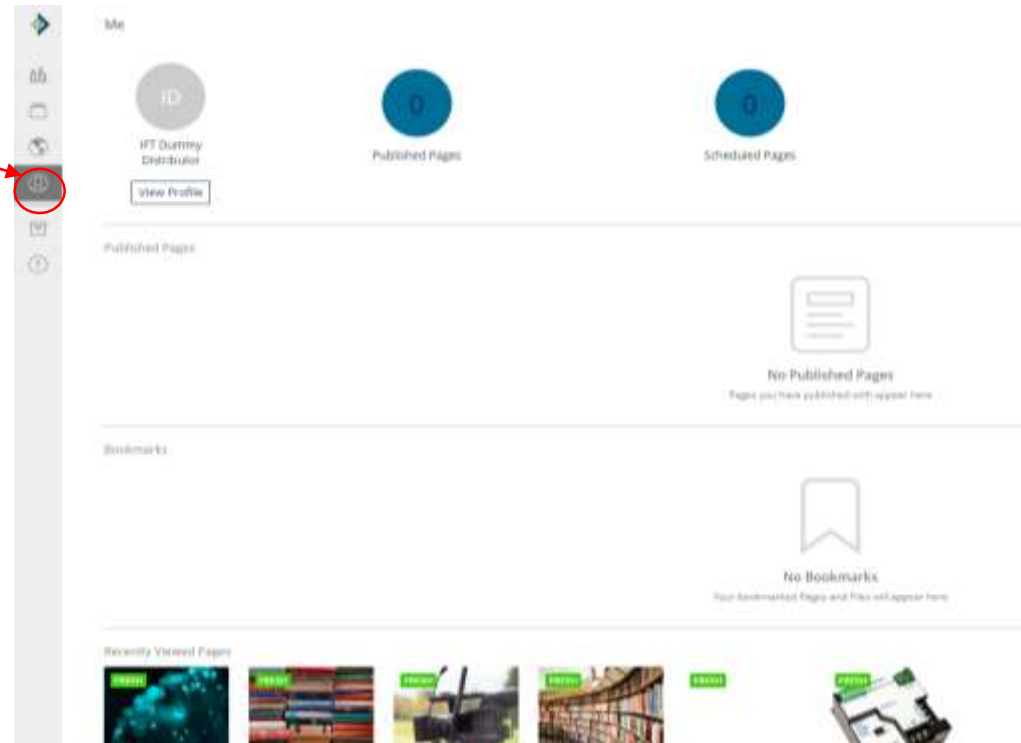
Search documents and pages uploaded to Bigtincan Hub

“Me” Tab (My Profile)

The “Me” tab allows you to see a consolidated view of your account activity

From this page, you can access:

- Liked pages
- Personal comments
- Shares
- Bookmarks
- Recently viewed pages
- Recently viewed files
- Notes

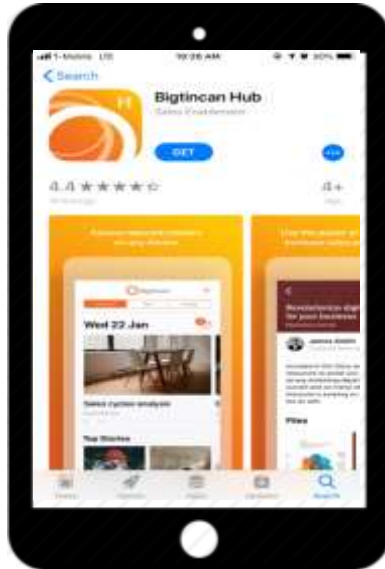


Any notes, shares, and bookmarks are saved to your account for reference



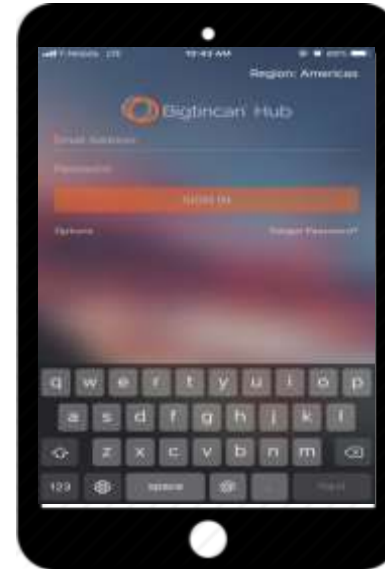
BIGTINCAN HUB: NAVIGATING THE MOBILE APP

Get the App & Login



STEP 01

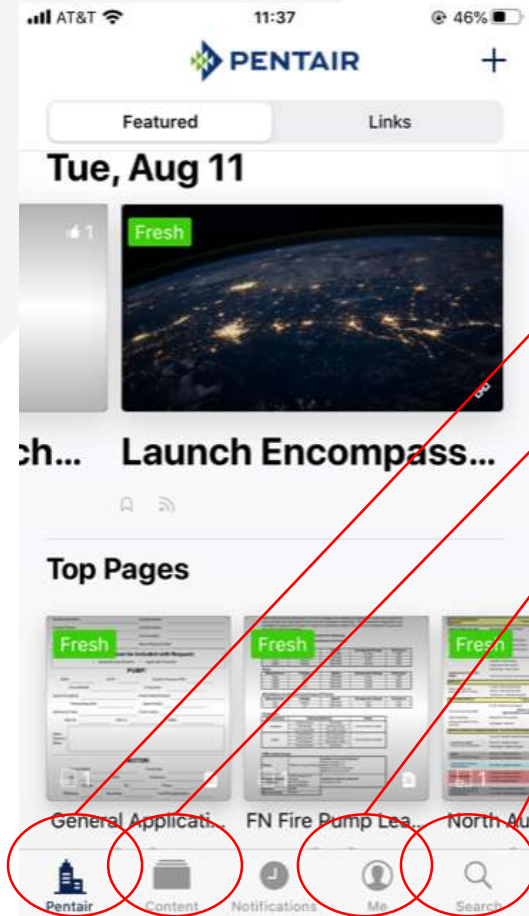
Search for and download “Bigtincan Hub” in the App Store or Google Play.



STEP 02

Open the app and login with your email + password

Navigating the App



Key Icons:

Home Page: Pentair

Find: featured content, links, top pages, latest pages

Content

Browse: Brand folders, product information

Notifications

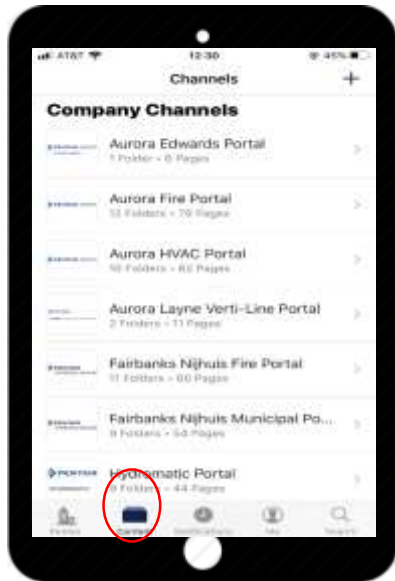
View: Notifications for your profile – page updates, new information

More

Find: **Search**, Your Profile, Bookmarks, Notes, **Hubshares**, Account Settings

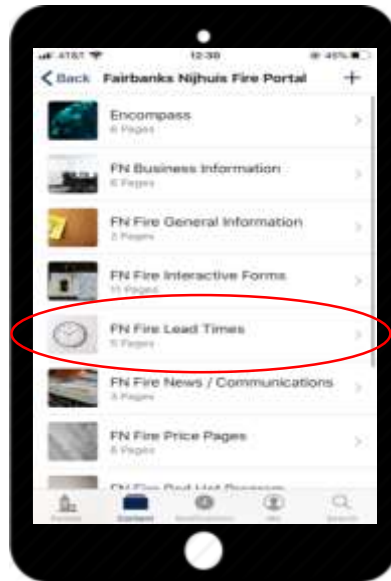


Content tab: How to navigate



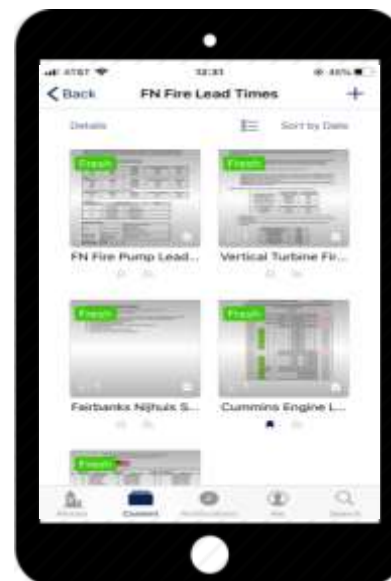
STEP 01

Select your DO Portal



STEP 02


Select the folder to browse



STEP 03

Select a page

Pages contain things like:
Product collateral, photos,
technical sheets, plant
information, and more!

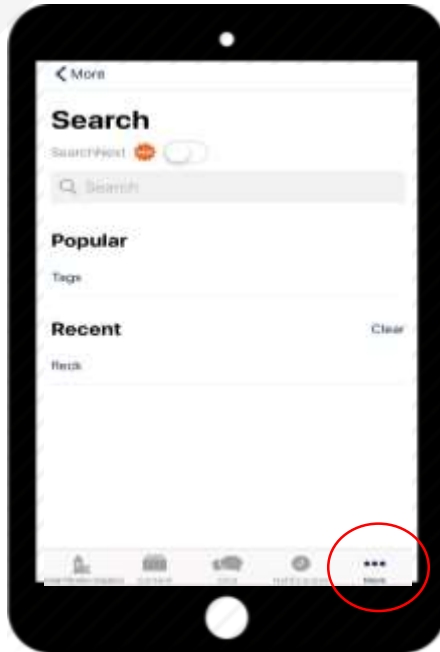


STEP 04

Click this icon to bookmark the
page to your profile
Click the 'more' icon to share this
page

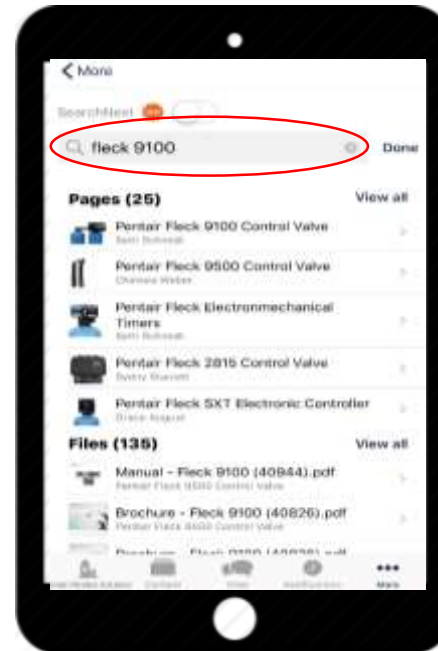


More tab: How to *search* for a product:



STEP 01

Click on the circled icon at the bottom of the screen
Next, click on *search*



STEP 02

In the search bar type the phrase and hit
return

Best Practices for Searching:

Use generic keywords for more search results

If you can't find something – try a more general search term

All information and material is also available under the “Content tab”



THANK YOU



PENTAIR

Bringing Water to Life